

Kids Connect Lesson

Jan.3, 2021

Response Activities Remember & Celebrate

Hello Families!

We hope you enjoy this bonus material, it includes discussion questions and activities designed as additional ways to connect with the story videos. It is our intention with both the videos and these activities to include different elements for the various age levels of kids who will be participating in these lessons. Each week we are drawing from curriculums designed for different age levels from preschool-4th grade, to help make this happen. We understand that not every element will apply to every age, but it is our hope that each family will be able to draw out those elements they can tailor to the children in their families. It is our prayer that this lesson, the kids' videos and the live steam service will help open up conversation in your household and provide a way for your entire family to engage with God's word!

Remember & Celebrate

This weeks' response activities can be adapted for both **preschool** and **elementary** aged kids.

Today we're going to remember and celebrate who God is and what He has done for us. God has given us many wonderful things, and we can trust Him to always love and care for us. Let's play a game to help us remember all that God has done.

Big God Story Cake Walk

SUPPLIES

- The Big God Story coloring pages
- Blank paper
- Masking tape
- Upbeat music

SET UP

Tape down all the Big God Story coloring pages and blank paper in an alternating pattern in a circle on the floor. The sheets of paper should be spaced so that a child can step from paper to paper.

RELATE

Have everyone stand on a sheet of paper in the circle. **When I start the music, you'll begin carefully walking from spot to spot in a clockwise direction. When the music stops, freeze on your spot. The person standing on a picture from the Big God Story gets to share about the picture..** Ask: **What or whom is this a picture of? What part of The Big God Story does this show us?** Invite the child to share whatever they remember from this part of The Big God Story. Play until all the pictures have been discussed. This might take some intentional stopping of the music on your part. You can vary game play by giving the group different instructions each time before you start the music (such as hop, walk slowly, walk backward, switch directions, etc.).

God Helps Me

SUPPLIES

- God Helps Me sheet
- Marker or crayon

RELATE


One of the things we want to celebrate today is that God is always there to help us. Use the God Helps Me sheet to write or draw a time when you were sad or something that was hard for you and how God helped you. In the box with the *sad face*, write or draw something that made you sad or was hard for you. In the *God Helped Me* box write or draw how God helped you. When you are done pray and say thank you to God for helping you!

BLESS

God is our provider. He gives us everything we need, and we can trust Him. God is good to us. It's great to come together and worship God for all He has given us. May your life always reflect the goodness of our God who provides abundantly.

Daniel 3

God Rescues




Be strong and courageous. Do not be afraid or terrified because of them, for the Lord your God goes with you; he will never leave you nor forsake you.

Deuteronomy 31:6

GOD
IS
WITH
US.




DANIEL 6



Matthew 5:1-12

GOD HEARS MY PRAYERS



1-GOD I LOVE YOU!

2-THANK YOU GOD!

3-GOD PLEASE HELP OTHERS

4-GOD FORGIVE ME

5-GOD PLEASE HELP ME



The Birth of John the Baptist

Jesus Is Born



© 2019 David C. Cook. Tru resources are developed in partnership with ROCKWELL ROAD Church and a national network of family and children's ministry leaders. Permission is granted for reproduction of this page for ministry purposes only—not for resale. All rights reserved.



GOD HELPS ME!



Something that was
hard or sad



God Helped Me